

Log in and Register at <https://www.totaltickets.org/>


Sign in using your email and password and click the Login button if you have an account or you can login using your Facebook or Google + account using the corresponding buttons.


If you would rather just create a new account, then you can do that by clicking on the create your total ticket account button which will then take you to a new page.

SIGN IN

Email

Login

 Login with Facebook

 Sign in with Google+

[Forgot password?](#)

CREATE YOUR TOTAL TICKET ACCOUNT



SIGN UP

FIRST NAME *

LAST NAME

EMAIL *

PHONE NUMBER *

PASSWORD *

PASSWORD AGAIN *

EVENT ORGANISATION NAME *
E.g: Kids Charity

ORGANISATION ADDRESS *
E.g: The Crab Shack

or **Enter address manually**

ARE YOU VAT REGISTERED?

I AGREE TO TOTAL TICKETS TERMS & CONDITIONS

Clicking on the create your total ticket account will take you to this page (shown on the right).

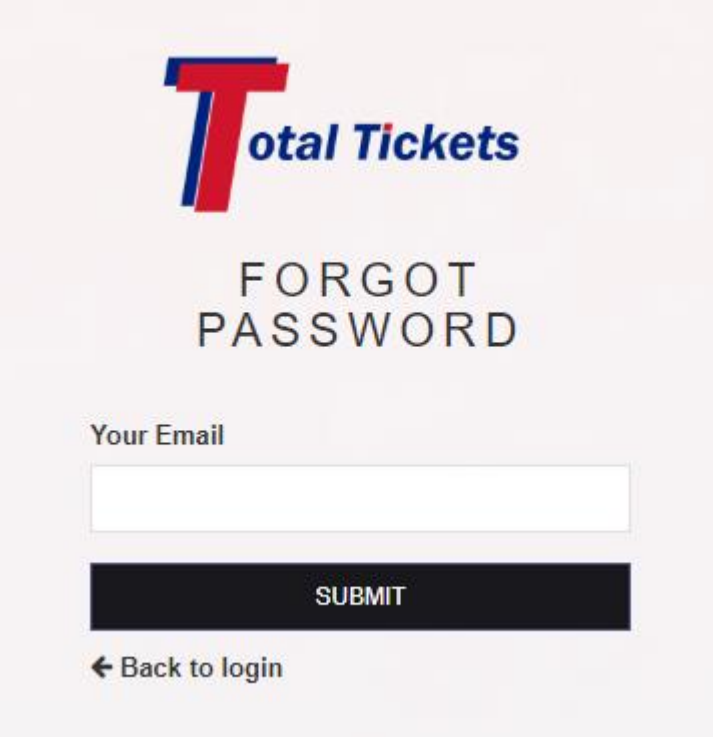
Fill in all your details on this page and then click the sign up button.

Congratulations! You have now made a Total Tickets account

If you ever forget your password to your account

Then you can click the forgotten password link at the bottom of the log in window.

This will take you to a new screen where you can enter your email and be sent a password reset link to that account which will allow you to reset your password



The image shows a screenshot of a web form for a password reset. At the top, there is a logo for 'Total Tickets' with a large red and blue 'T' followed by the text 'otal Tickets' in blue. Below the logo, the words 'FORGOT PASSWORD' are displayed in a large, grey, sans-serif font. Underneath, the text 'Your Email' is positioned above a white rectangular input field with a thin grey border. Below the input field is a solid black rectangular button with the word 'SUBMIT' in white, uppercase letters. At the bottom left of the form, there is a link that says '← Back to login'.